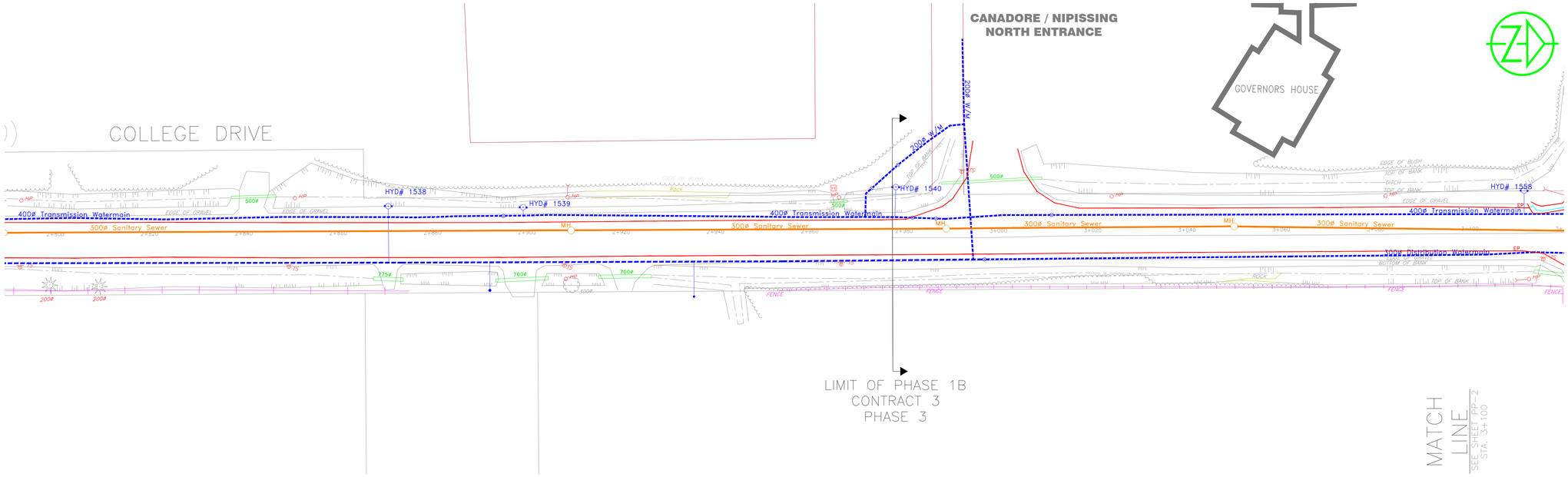

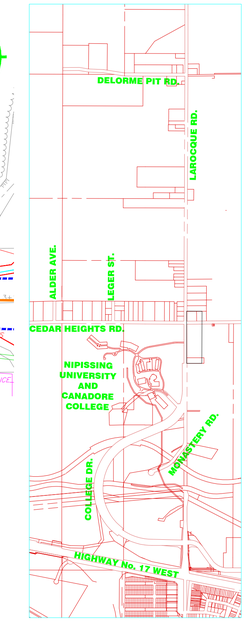

KEY PLAN

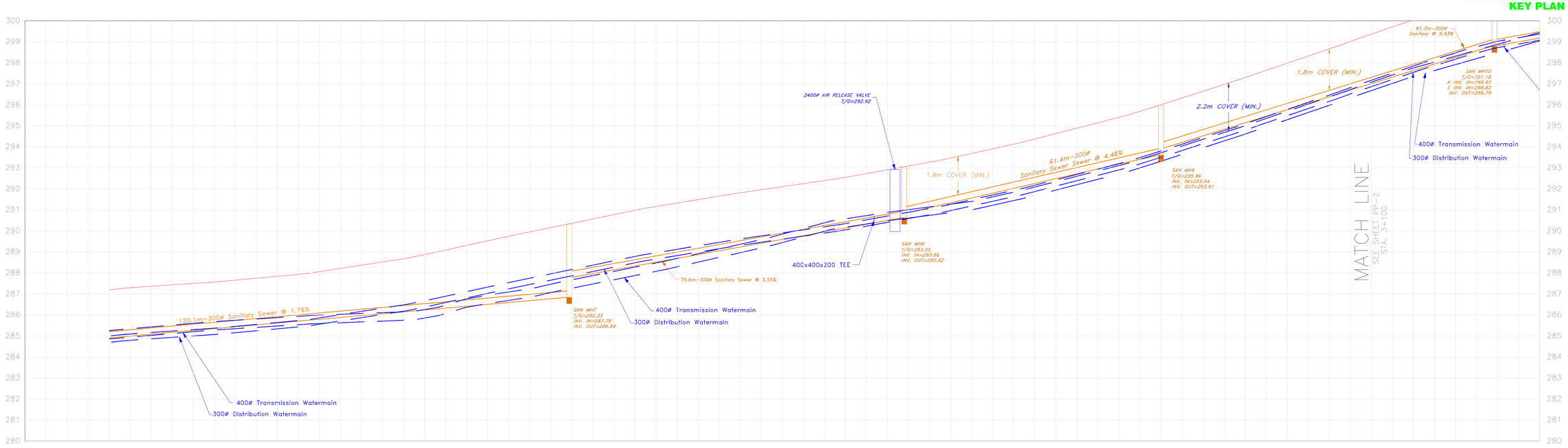

EXISTING ELEV @ CHAINAGE	287.20	287.50	287.84	288.37	289.09	289.95	290.78	291.49	292.11	292.73	293.47	400ø WV	294.37	295.40	SAN MH9	296.65	297.98	299.37	FH&V	300.67	SAN MH10	301.57
CHAINAGE	2+800	2+820	2+840	2+860	2+880	2+900	2+920	2+940	2+960	2+980	3+000	3+011	3+020	3+040	3+050	3+060	3+080	3+100	3+111	3+120	3+129	3+140

LEGEND

CONTRACT DRAWINGS

CONTRACTOR MUST VERIFY ALL DIMENSIONS AND BE RESPONSIBLE FOR SAME. ANY DISCREPANCIES MUST BE REPORTED TO THE ENGINEER BEFORE COMMENCING WORK. DRAWINGS ARE NOT TO BE SCALED.

C.C. TATHAM & ASSOCIATES LTD. CLAIMS COPYRIGHT TO THIS DOCUMENT WHICH MAY NOT BE USED FOR ANY PURPOSE OTHER THAN THAT PROVIDED IN THE CONTRACT BETWEEN THE OWNER/CLIENT AND THE ENGINEER WITHOUT THE EXPRESS CONSENT OF C.C. TATHAM & ASSOCIATES LTD.

NO.	REVISIONS	DATE	INITIAL	NO.	REVISIONS	DATE	INITIAL
11.	REVISED PER CNB COMMENTS, ISSUED AS ASBUILT	JUNE/2021	rjo	10.	REVISED PER CNB COMMENTS, ISSUED FOR TENDER	AUG/17	RL
				9.	REVISED PER CNB COMMENTS, ISSUED FOR CNB REVIEW	AUG/17	RL
				8.	REVISED PER CNB COMMENTS, TENDER-READY SUBMISSION	MAR/17	RL
				7.	AS CONSTRUCTED BETWEEN 2+800 TO 2+990 REVISED PER CNB COMMENTS, TENDER-READY SUBMISSION	FEB/17	RL
				6.	ISSUED FOR CONSTRUCTION	APR/15	RL

APPROVED

CITY OF NORTH BAY
CEDAR HEIGHTS PLANNING AREA
WATER INFRASTRUCTURE UPGRADES

CEDAR HEIGHTS SANITARY SEWER, WATER MAIN AND STANDPIPE
PHASE 1B, CONTRACT 3, TENDER #2017-04

PLAN AND PROFILE – COLLEGE DR
STA. 2+800 TO STA. 3+100

SCALE:	1:500 HOR 1:100 VER	JOB NO.	210539
DESIGN:	RL/DFT	CHECKED:	BVR
DRAWN:	DFT	DATE:	JULY/11
DWG.	L-800		

I:\CADLING\Cedar Heights R/S\Phase 1B North Entrance to end of Lorraine Road\2021.dwg